

Specifications

POWER SUPPLY

100 ÷ 240 Vac (monophase)

PHASE CURRENT

up to 3.0 Arms (4.2 Apeak)

CHOPPER FREQUENCY

40kHz ultrasonic

COMMUNICATION INTERFACE

EtherCAT CoE with DS402 functionalities

SCI INTERFACE

service SCI interface for real time configuration and debug

OPTOCOUPLED INPUTS

4 digital inputs 5-24 Vdc NPN, PNP or Line-Driver

OPTOCOUPLED OUTPUT

2 digital outputs PNP, 24 Vdc - 100 mA

OPTOCOUPLED STO INPUTS

Safe Torque Off inputs

EMULATED STEP RESOLUTIONStepless Control Technology
(65536 positions per turn)**SAFETY PROTECTIONS**Over/UnderVoltage, OverCurrent, OverTemperature,
Phase/Phase and Phase/Ground Short**TEMPERATURE**

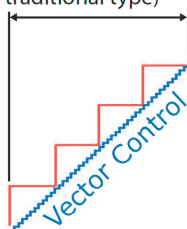
operating from 5°C to 40°C, storage -25°C to 55°C

HUMIDITY


5% ÷ 85%

PROTECTION CLASS

IP20

VECTOR CONTROL1.8° (1/4 microstep of
traditional type)

EtherCAT fieldbus vectorial drivers for 2 phases stepper motor

TITANIO
VECTOR - STEPPER - DRIVES

EtherCAT®

SW3A Titanio drivers

- EtherCAT (CoE) with integrated DS402 functionalities
- Service serial for real time configuration and debugging
- Conformity with the most common PLC masters on the market
- Integrated oscilloscope
- Vectorial control, which ensures smooth and silent movements
- Safe Torque Off inputs
- AC Power supply from main
- Auto tuning of motors' control parameters

Ever
ELETTRONICA
the clever drive

ELETTRONICA PER AUTOMAZIONE INDUSTRIALE
Via del Commercio, 2/4 - 9/11
Loc. S. Grato - Z.I.
26900 - LODI (LO) - Italy
Tel. +39 0371 412318 - Fax +39 0371 412367
email infoever@everelettronica.it
www.everelettronica.it

EtherCAT CoE DS402

- Supported Modes:
 - Profile Position Mode
 - Velocity Mode
 - Homing Mode
 - Interpolated Position Mode
 - Cyclic Synchronous Position Mode,
 - Cyclic Synchronous Velocity Mode
- Multiple Supported Homing Modes:
 - 1, 2, 17, 18, 19, 20, 21, 22, 35, 37.
- Synchronization Mode:
 - Free Run
 - Synchronous with SM Event
 - Distributed Clocks
- Diagnostic services:
 - EMCY
 - Diagnostics
- Minimum cycle time:
 - 500 microseconds
- PDO Dynamic Mapping
- Touch Probe function
- Factor Group
- Storable PDO Mapping Inside Drive




Master

Slaves

Configuration software

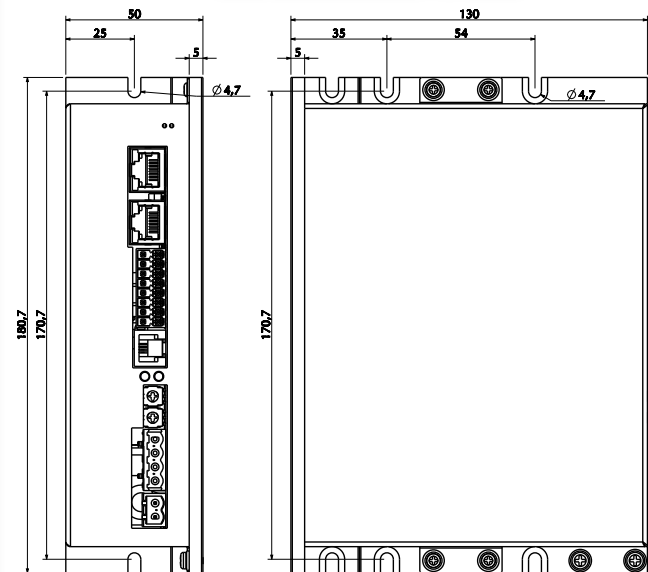
Fieldbus c0680 configuration



SCI Serial Service, for real time programming and debugging, without interrupting the drive and PLC's work.

The drive can be interfaced through Ethercat fieldbus

Mechanical Data



Models	Dimensions (mm)			Weight (g.)
	H	L	W	
SW3A9030H241-2x	180.7	130.0	50.0	500 approx

Available Models

Mechanical Specification

Ordering Information for SW3A EtherCAT

Ordering code		Power		System Resources					Control mode	
Versions	Config.	Power supply	Current	Digital Inputs	Digital Outputs	STO Inputs	Interfaces	Roto Switch	SCI Interface	Mode
SW3 Drives Line: 2042 Models										
SW3A9030H241-20	c0680	100 ÷ 240 Vac (monophase)	0 ÷ 3.0 Arms (0÷4.2 Apeak)	4	2	Safe Torque Off	EtherCAT CoE (DS402)	2	Serial service interface for configuration and real time debug	Fieldbus EtherCAT mode (Slave)
SW3A9030H241-21								--		

Configuration Kits

Code	Description
SW5_SERV00-SL	SCI configuration communication kit with cables, Service serial to RS485 and RS485 to USB converters and CD-Rom.