

4

3

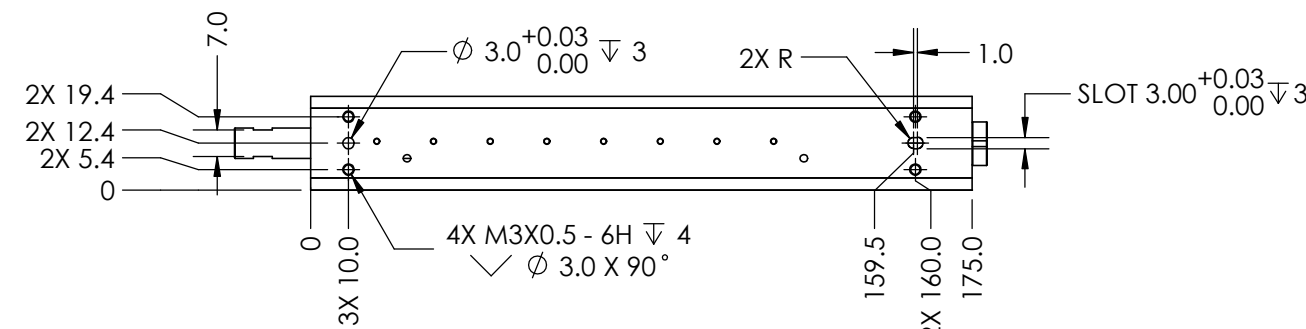
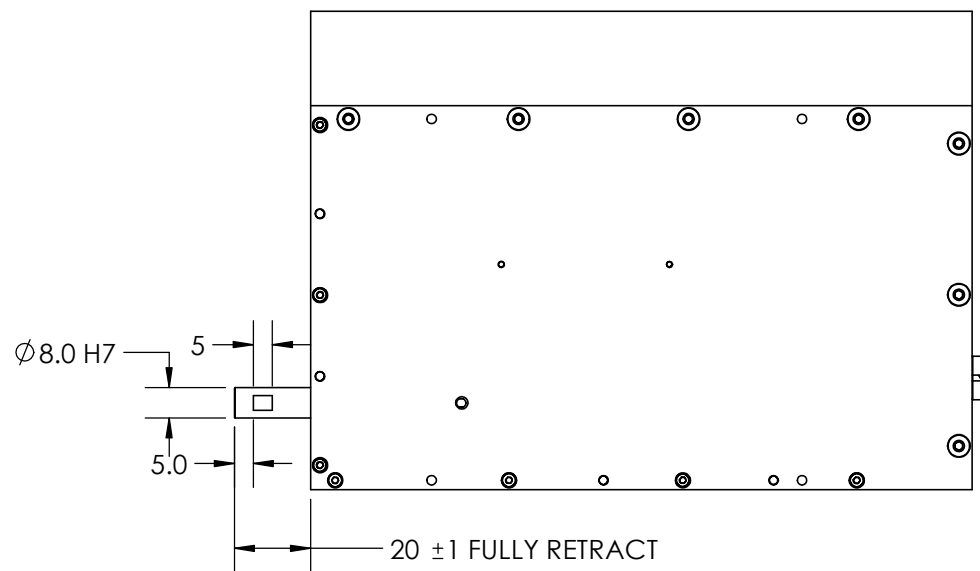
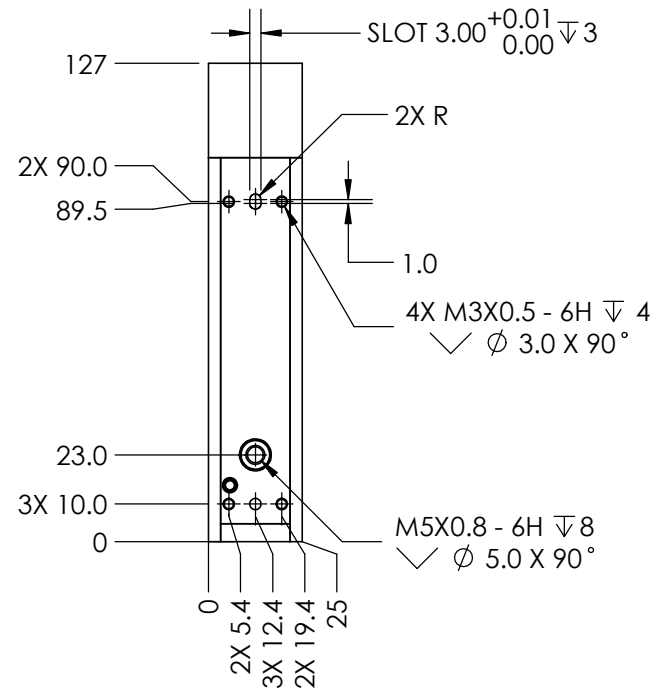
2

1

NOTES (UNLESS OTHERWISE SPECIFIED)

- 1. ALL DIMENSIONS ARE IN mm UNLESS OTHERWISE NOTED.
- 2. STROKE: 25±1 mm
- 3. ENCODER RESOLUTION: 1µm, 5µm
- 4. MOVING MASS: 0.19 Kg
- 5. TOTAL MASS: TBD
- 6. OPERATING TEMPERATURE: 0°C TO 40°C
- 7. VOLTAGE: 48 Vdc
- 8. PEAK FORCE: 70N @2.5 A
- 9. FORCE CONSTANT: 31.2 N/A
- 10. COIL RESISTANCE: 19.3 Ω/PHASE

REVISIONS				
REV	ECR	DESCRIPTION	DATE	APPROVED
C		UPDATE COIL SPECIFICATIONS, ADDED TABLE FOR 3 COIL AND 6 COIL VERSIONS	6/5/2019	TRS
D	6980	ADDED TOP PLATE TO ASSEMBLY	11/4/2019	AD
E		UPDATE CUSTOMER MOUNTING HOLES LOCATION AND REMOVE BUSHING	2/12/2020	CP



PIN No	DB-26P
1	(L) PH. A+
2	(L) PH. B+
3	(L) PH. Z+
4	NC
5	NC
6	NC
7	NC
8	NC
9	NC
10	(L) PH. A-
11	(L) PH. B-
12	(L) PH. Z-
13	NC
14	NC
15	NC
16	NC
17	NC
18	NC
19	+5 VDC
20	5V RTN
21	NC
22	L. COIL (U)
23	L. COIL (V)
24	L.COIL (W)
25	NC
26	NC

PIN No	DB-15P
1	PH. A+
2	PH. B+
3	PH. Z+
4	+5 Vdc
5	NC
6	NC
7	NC
8	NC
9	PH. A -
10	PH. Z -
11	PH. B -
12	5V RTN
13	NC
14	NC
15	NC

PIN No	P. 6P
1	POWER - (GND)
2	POWER +
3	MOTOR U (MOTOR +)
4	MOTOR V (MOTOR -)
5	MOTOR W
6	NC

REF. NUMBER	LBL25
CONTRACT	LBL25-025

**UNLESS OTHERWISE SPECIFIED**  
 ALL DIMENSIONS ARE IN MM  
 BREAK EDGES AND REMOVE BURRS  
 TOLERANCES  
 X.: ±0.5 X.X: ±0.1  
 X.XX: ±0.03 ANGLE: ±0.1°  
 CONCETRICITY: ±0.025  
 ROUNDNESS: ±0.025  
 EDGE BREAKS: 0.2 MAX  
 ALL DIMENSIONS AND TOLERANCES ARE FINAL

MATERIAL: SEE BOM	NAME	DATE
FINISH:	DWN BY	CP 2/12/20
MACHINE FINISH:	CHK BY	CP 2/12/20
INTERPRET PER: ASME Y14.5-2009	ENG APP	
	MFG APP	
	QA APP	
	PROPRIETARY AND CONFIDENTIAL	
THE INFORMATION CONTAINED IN THIS DRAWING IS THE SOLE PROPERTY OF SMAC. ANY REPRODUCTION IN PART OR AS A WHOLE WITHOUT THE WRITTEN PERMISSION OF SMAC IS PROHIBITED.		

**SMAC** 5807 VAN ALLEN WAY  
 CARLSBAD CA, 92008  
 (760) 929-7588  
**MOVING COIL ACTUATORS**

TITLE: **LBL25-025-3X-3**

SIZE: **B** PART NO: **LBL25-025-3X-3** REV: **E**

SCALE: **1:2 DO NOT SCALE** SHEET: **1 / 1**

4

3

2

1