

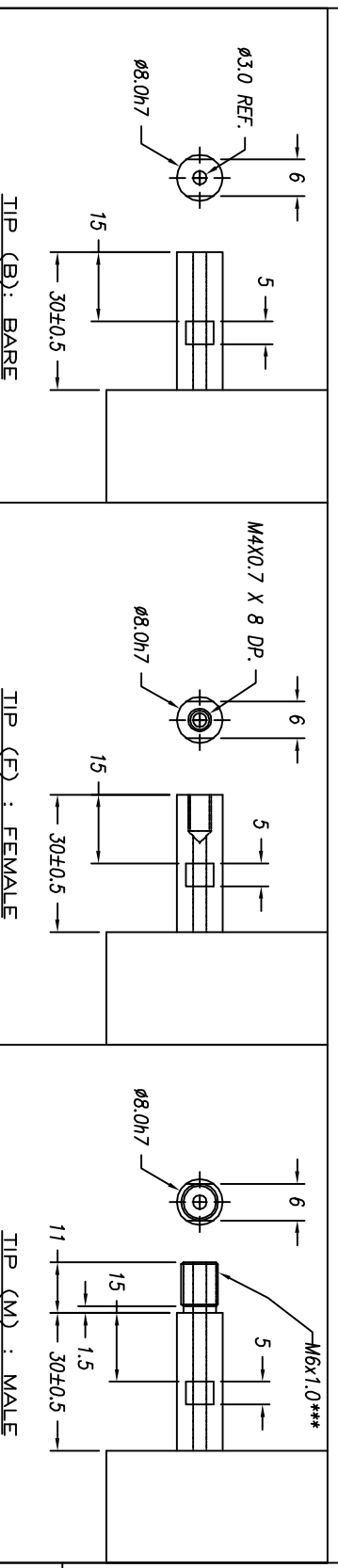
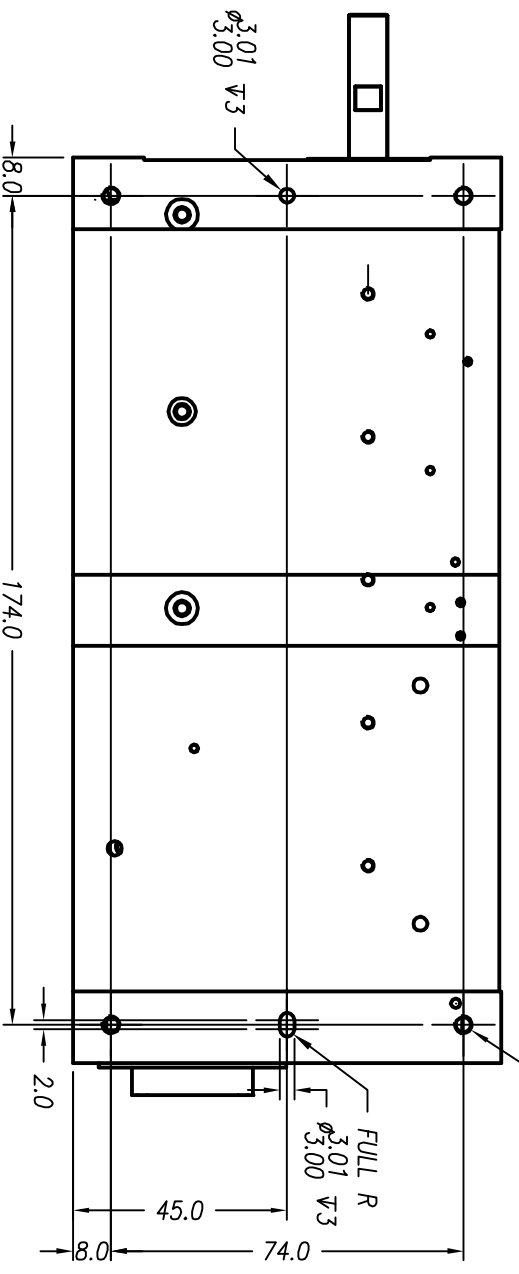
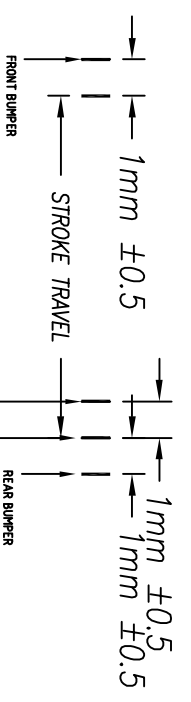
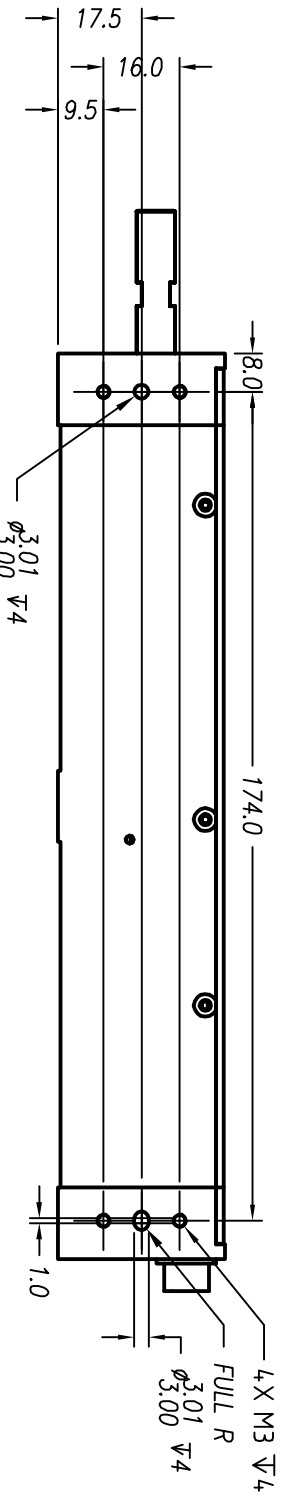
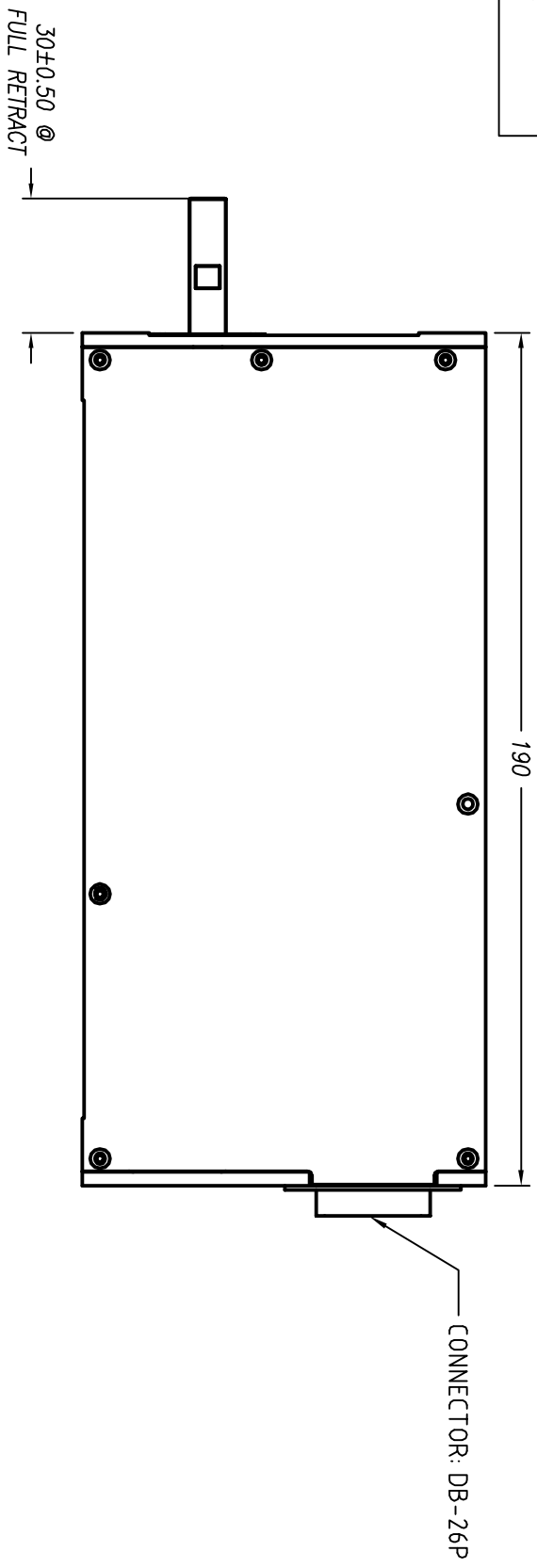
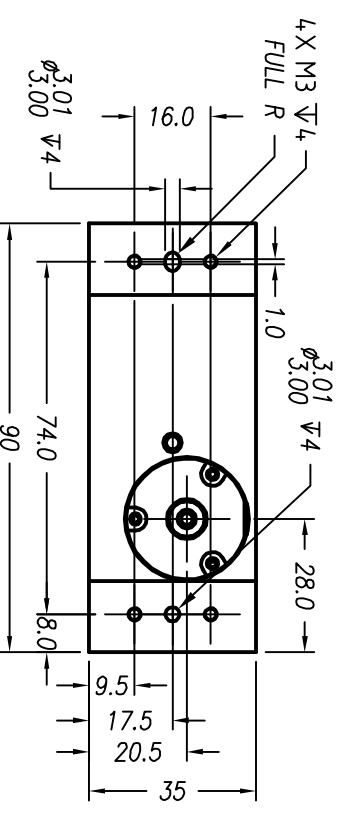
NOTES: (UNLESS OTHERWISE SPECIFIED)

1. ALL DIMENSIONS ARE IN MM OTHERWISE NOTED.
2. ALL DIMENSION APPLY AFTER PLATING.
3. LINEAR SPECIFICATION:
 LINEAR STROKE: 100 MM
 FORCE CONSTANT: 5.9 N/AMP
 PEAK FORCE: 6.9N @1.6 AMPS (48 VDC)
 COIL DC RESISTANCE: 30 OHMS @ 22°C
 ENCODER RESOLUTION: 0.5, 1.0, 5.0 MICRON-METER
 ENCODER ACCURACY: ± 4 COUNTS
4. MOVING MASS: 100 GRAMS
5. TOTAL MASS: TBD GRAMS
6. OPERATING TEMPERATURE: 0°C TO +65°C

DB-26P PINOUT

1	(L) PH: A+
2	(L) PH: B+
3	(L) PH: Z+
4	NC
5	NC
6	I/O RTN
7	NC
8	NC
9	NC
10	(L) PH: A-
11	(L) PH: B-
12	(L) PH: Z-
13	NC
14	NC
15	LIMIT -
16	NC
17	NC
18	NC
19	+5VDC
20	SV RTN
21	(L) COIL +
22	(L) COIL +
23	(L) COIL -
24	(L) COIL -
25	NC
26	NC

SIGNATURE NEEDED FOR ORDER APPROVAL
 SIGN _____ DATE _____
 APPROVAL NOT RECEIVED WITHIN _____
 48 HOURS MAY AFFECT DELIVERY



TOLERANCES ARE: X: ± 0.50 X.X ± 0.1 X.XX ± 0.05 X.XXX ± ANGULARITY ± 0.1° CONCENTRIC ± 0.01 ROUNDNESS ± 0.05 EDGE BREAK 0.02 MAX CHAMFER 0.03 MAX		MATERIAL: ALUMINUM 6061-T6 HEAT TREAT: / MACHINE FINISH: 3.2 / EXCEPT NOTED.		DESIGNED BY: N. ITAKURA DATE: 1/3/07 DRAWN BY: KGS DATE: 10/1/13		CHECKED BY: DATE: APPROVED BY: DATE:		REF. NUMBER LAL35-100-7	
FILE NAME: LAL35-100-7_B		PROTECTIVE FINISH ELECTROLESS NICKEL		SCALE: NONE		PART NAME: LAL35-100-5X-1 OUTLINE DRAWING		SHEET NUMBER: 1 OF 1	
DO NOT SCALE DWG		PART NUMBER: LAL35-100-5X-1		CONTRACT: STD		REVISION: C		SMAC	

REVISIONS				
REV	DATE	ECN	DESCRIPTION	APP
B	10/1/13	5288	INITIAL RELEASE	KGS
C	1/26/16	5688	PART NUMBER CHANGE	SB