


RGW10 Non-Motorized Linear Rails

- **Screw driven linear rails in wide format**
- **Linear rails without screw in wide format**

The non-motorized RGW Series features standard wear compensating, anti-backlash driven carriages to ensure repeatable and accurate positioning. All moving surfaces include Kerkote® engineered polymers running on Kerkote® TFE coating, providing a strong, stable platform for a variety of linear motion applications. Recommended for horizontal loads up to 100 lbs (445 N).



RGW10 Wide Series, Non-Motorized Screw Driven Linear Rail

Identifying the Non-Motorized RGW Part Numbers when Ordering

RG	W	10	K	A	0500	XXX
Prefix RG = Rapid Guide Screw	Frame Style W = Wide Sensor Mount Capability	Frame Size Load 10 = 100 lbs (445 N) (Maximum static load)	Coating K = TFE Kerkote	Drive / Mounting A = None B = Inline Screw Motor Mount	Nominal Thread Lead Code 0000 = No Screw 0100 = .100-in (2.54) 0200 = .200-in (5.08) 0500 = .500-in (12.70) 1000 = 1,000-in (2.54)	Unique Identifier Suffix used to identify specific motors or a proprietary suffix assigned to a specific customer application. The identifier can apply to either a standard or custom part

NOTE: Dashes must be included in Part Number (-) as shown above. For assistance call our Engineering Team at 603.213.6230.

Specifications

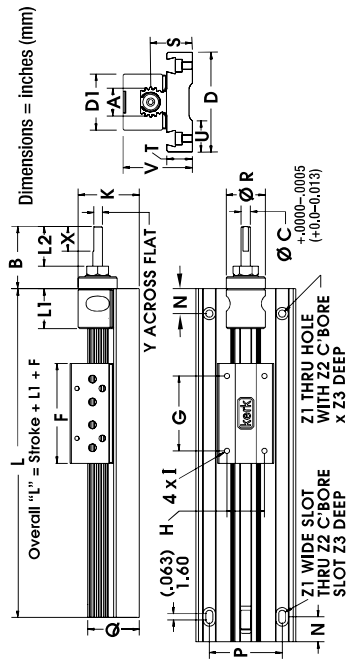
RGW10 Non-Motorized with Lead Screw	Inch Lead	Thread Lead Code	Nominal Rail Diam.	Nominal Screw Diam.	Typical Drag Torque	Life @ 1/4 Design Load*	Torque-to-Move Load	Design Load*	Screw Inertia
	inch (mm)		inch (mm)	inch (mm)	oz-in (N-m)	inch (cm)	oz-in/lb (Nm/Kg)	lbs (N)	oz-in-sec ² /in (kg-m-sec ² /m)
	.100 (2.54)	0100	1.0 (25.4)	5/8 (15.9)	5.0 (0.4)	100,000,000 (254,000,000)	1.3 (0.20)	100 (445)	14.2 x 10 ⁻⁵ (3.9 x 10 ⁻⁵)
	.200 (5.08)	0200			6.5 (0.05)		2.0 (0.031)		
	.500 (12.70)	0500			7.0 (0.05)		3.0 (0.47)		
	1,000 (25.40)	1000			8.5 (0.06)		6.5 (1.01)		

NOTE: RGW assemblies with lengths over 36 inches (914.4 mm) and/or leads higher than .5 inch (12.7 mm) will likely have higher drag torque than listed values.

*Determined with load in a horizontal position.

Non-Motorized with Lead Screw

- Screw Driven
- Wide Frame



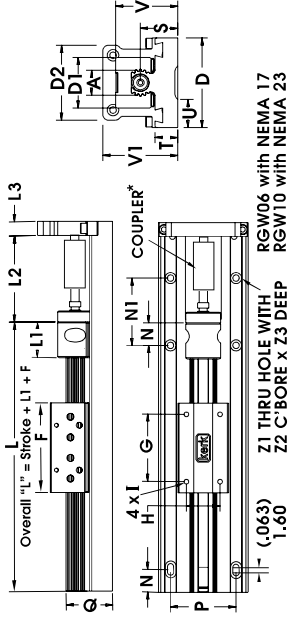
RGW10 Wide Series, Non-Motorized, Screw Driven

A	B	C	D	DI	F	G	H	I*	K	L1	L2	N	P	Q	S	T	U	V	Z1	Z2	Z3	
inch	1.0	1.75	.312	3.38	2.0	3.3	2.25	1.25	1/4-200	.75	2.6	1.5	1.2	.69	1.3	2.15	.26	.40	.43			
mm	25.4	44.5	7.93	85.7	50.8	83	57.1	31.7	UNC	48	33	19	66	39.6	31	17.5	33.8	54.6	6.6	10.2	10.9	

*Metric carriage hole sizes available M3, M4, M5, M6.

Motor Mount for Non-Motorized with Lead Screw Dimensional Drawings

- Motor Mount
- Screw Driven
- Wide Frame



Dimensions = inches (mm) *NOTE: The coupling shown in the dimensional drawing is not included.

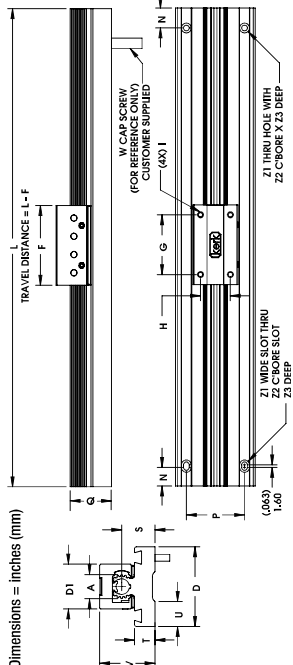
RGW10 Motor Mount, Wide Series, Non-Motorized, Screw Driven

A	B	C	D	DI	F	G	H	I*	K	L1	L2	N	P	Q	R	S	T	U	V	Z1	Z2	Z3			
inch	0.80	1.25	.1875	2.0	1.13	2.0	1.50	0.750	6-32	1.2	.80	.80	.50	1.46	1.04	.80	.83	.51	.83	1.4	.50	.70	.14	.25	.74
mm	15.2	31.8	4.762	50.8	28.6	50.8	38.1	19.1	UNC	30	20.3	20.3	12.7	37.0	26.4	20.3	21.2	13.0	16.0	36	12.7	4.32	3.6	6.4	3.6

*Metric carriage hole sizes available M3, M4, M5, M6.

Non-Motorized without Guide Lead Dimensional Drawings

- Without Guide Screw
- Wide Frame



Dimensions = inches (mm)

RGW10 Wide Series, Non-Motorized, Without Screw Driven

A	D	DI	F	G	H	I*	N	P	Q	S	T	U	V	Z1	Z2	Z3	
inch	1.0	3.38	2.0	3.3	2.25	1.25	1/4-200	.75	2.6	1.5	1.2	.69	1.3	2.15	.26	.40	.43
mm	25.4	85.7	50.8	83	57.1	31.7	UNC	19	66	39.6	31	17.5	33.8	54.6	6.6	10.2	10.9

*Metric carriage hole sizes available M3, M4, M5, M6.

Material Coatings

Kerkote® Polymers

Compounded with lubricants, reinforcements and thermoplastic polymers.

- Injection molded
- High performance
- Exceptional wear properties

Kerkote® TFE Coating

A dry lubricant. Kerkote will not become dry and paste-like, and does not attract dirt or debris.

- Reduces friction
- Cost effective
- Requires no additional external lubrication or maintenance

Accessory

RGW10 Sensor Mount Kits

Sensor mounting kits based on U-channel optical sensor. Each kit includes one flag, three sensor mounts and all mounting hardware. Sensors are not included in the kit and must be ordered separately from sensor manufacturer. Part # RGW10SK

Linear Rail Check List